

PROFILING YOUR MONITOR

About Me

- ◎ Production Colour Analyst – Xerox
- ◎ 1 of 13 Colour Consultants in Xerox
 - Photography specialist for Canada
- ◎ Cover Atlantic Canada
- ◎ Work in Print Shops/Graphic Arts

Profiling Options

- Free
- Monitor Profiling Options
- Full Colour Management Solutions

Free

- ⦿ Built in on Mac OS X
 - System Preferences – Displays/Color
- ⦿ Built in on Windows 7
 - Control Panel – Display/Calibrate Color

Free Mac OS

Introduction

- Introduction
- Set Up
- Native Gamma
- Target Gamma
- Target White Point
- Admin
- Name
- Conclusion

Welcome to the Apple Display Calibrator Assistant!

This assistant will help you calibrate your display and create a custom ColorSync profile. With a properly calibrated display, the system and other software that uses ColorSync can better display images in their intended colors.



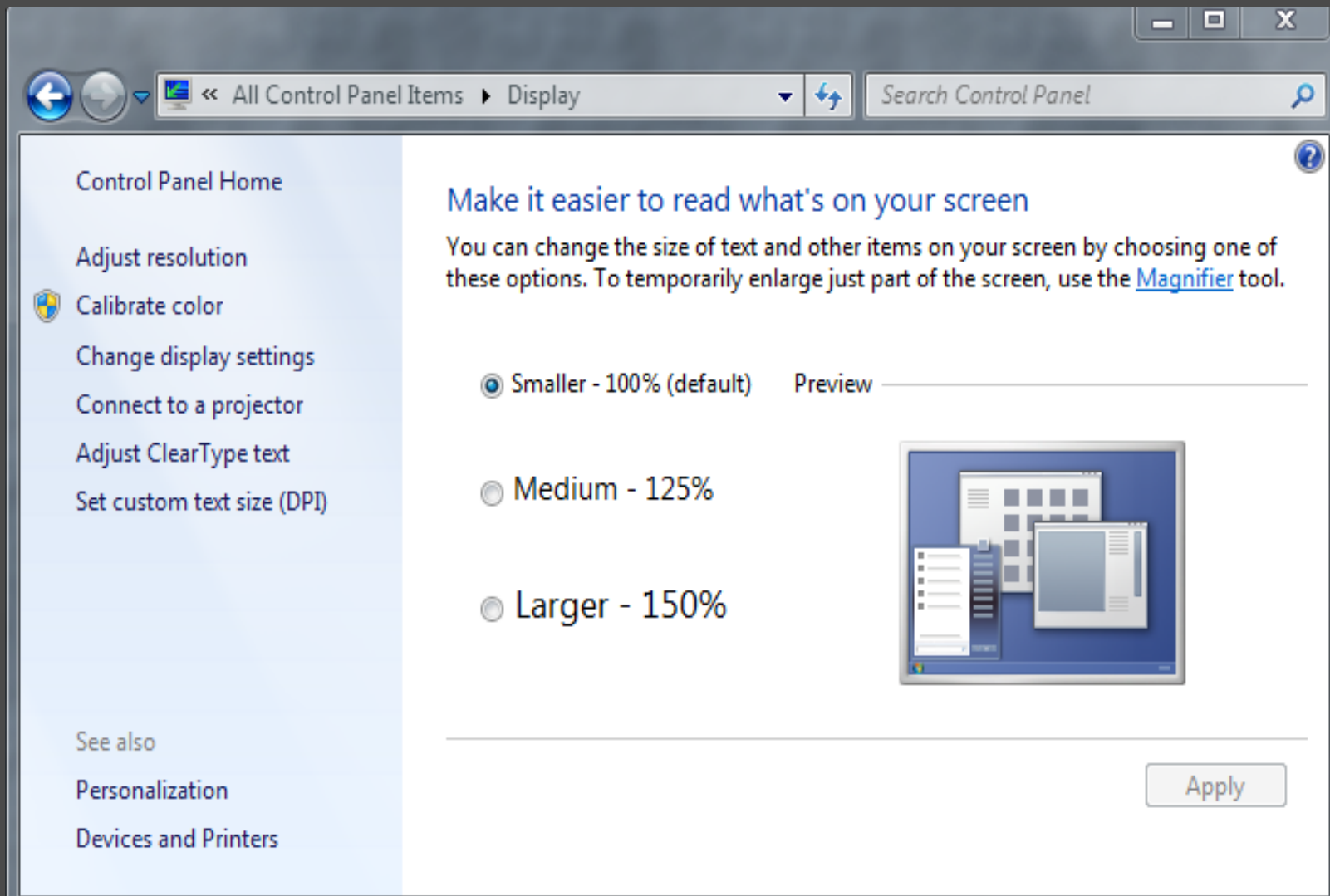
Display calibration involves several steps:
(some steps may be skipped on some displays)

- Adjust the display's brightness and contrast
- Determine the display's native luminance response curve
- Choose a desired response curve gamma
- Choose a desired white point (warmth or coolness of white)

Expert Mode - This turns on extra options.

Click the Continue button below to begin.

Free Windows 7



Free When You Buy....



Monitor Profilers

- ⦿ X-rite ColorMunki Display
- ⦿ Pantone Huey Pro (X-rite)
- ⦿ Datacolor Spyder
 - Spyder Express
 - Spyder Pro
 - Spyder Elite

Xrite ColorMunki Display

- New from X-rite
- About \$220





Pantone Huey Pro

- Pantone is now owned by X-rite
- About \$120



Datacolor Spyder

- Three versions
 - Spyder 3 Elite & Projectors - \$250
 - Spyder 3 Pro - \$190
 - Spyder 3 Express - \$100



Full Colour Management

- ◎ Profile
 - Monitors
 - Printers
 - Projectors
 - Cameras
- ◎ X-rite ColorMunki - \$530
- ◎ X-rite I1 Photo Pro - \$1300
- ◎ Datacolor Spyder3Studio SR - \$550

Full Colour Management

- ⦿ All will profile monitors plus other devices
- ⦿ Best choice for end to end colour management
- ⦿ Photo Guild purchased X-rite I1 Photo Pro
 - X-rite is the industry standard
 - Xerox buys thousands of I1's every year

Colour Management Workshop

- ⦿ Sunday November 20
 - Peter Steeper – 10 am to 4 pm
- ⦿ Learn how to use Guild's I1 Photo Pro
- ⦿ We will profile anything you bring with you
- ⦿ Colour management from capture to print

Why it doesn't match

- ⦿ Different technologies
- ⦿ Different colour gamuts
- ⦿ Not profiled
- ⦿ Wrong colour settings
- ⦿ Wrong lighting conditions

Tips for Matching

- Profile devices
- Use good quality monitor
- Use correct profiles for printer, ink and paper combinations
- Use soft proofing in Photoshop
- Use bright colour corrected light for viewing prints
 - (sunlight if nothing else is available)

How to Do It

DEMOS

QUESTIONS

THANK YOU !