

Bluenose Focus

THE NEWSLETTER OF THE PHOTOGRAPHIC GUILD OF NOVA SCOTIA
AUGUST 2011 • VOLUME 46 ISSUE 1

In This Issue:

New! George Ghiz Sports Action
Trophy

2010/11 Award Banquet Coverage


Viewpoint Gallery Opening

Creating Video with Lightroom 3

Cover image by Mike McCarthy

Bluenose Focus

THE NEWSLETTER OF THE PHOTOGRAPHIC GUILD OF NOVA SCOTIA
AUGUST 2011 • VOLUME 46 ISSUE 1



In This Issue

Editor's Corner	3
President's Message	4
George Ghiz Sports Action Trophy	5
CAPA Report	6
CAPA Awards MCAPA and ACAPA to Joyce Chew	8
Creating High Quality Video with Lightroom 3	9
2010/11 Award Banquet Coverage	Starts pg. 10
2010/11 Distinction Awards & POY	19
Judging Chairman's Report	22
Viewpoint Gallery Show Opening	22
Moving Your Lightroom Catalog, Part 2	23
Member's Photo Gallery	24
Program, Field Trip & Seminar Chairman's Report	26

Newsletter Submissions

We welcome your submissions to Bluenose Focus and will do our best to make sure the best submissions make it into print - or at least virtual print in this digital age!

Articles should be submitted using MS Word 97 or higher in DOC or DOCX formatted files and any imbedded images should be JPEG format, sRGB colour space and 300 dpi.

Submitted images should be JPEG format, sRGB colour space and at least 2550pixels wide (300dpi for printing at 8.5 inches wide) or 3300 pixels tall (300 dpi for printing at 11 inches tall).

Submission should be e-mailed to mike@mccarthyphotographic.com



The Photographic Guild Of Nova Scotia

Directors:

President:	Laszlo Podor
Vice-President:	Esther Theriault
Past-President:	Dean Hirtle
Recording Secretary:	Pam Mills
Newsletter Editor:	Mike McCarthy
Treasurer:	Doug Ward

Standing Committee Chairs

Program:	Fred Greene
Entry:	Wayne Garland Gerry Breen
Judging:	Fred Greene
PSA Representative:	Joseph Szostak
CAPA Representative:	Joyce Chew

Other Committees

Public Relations:	John Wm. Webb
Honours & Awards:	Esther Theriault
Seminars:	Fred Greene
Nominating:	Dean Hirtle
Constitution & By-Laws:	Joyce Chew
Projection:	Joyce Chew
Host:	Laszlo Podor
Hospitality:	<i>Vacant</i>
Banquets:	Etta Parker
A/V Advisor:	Mervyn Kumar-Misir Peter Steeper
Statistician:	Nick Honig
Webmaster:	Peter Steeper
Judging Equipment:	Hubert Boudreau
Event Photographer:	Hubert Boudreau
Workshop/Field Trips:	Fred Greene
Shubenacadie Wildlife Park Guides:	Jen Fried Vic Fraser Doug Leahy
Outside Evaluations:	Colin Campbell
Digital Coordinator:	Mervyn Kumar-Misir

Visit www.photoguild.ns.ca for more information



Editor's Corner

By Mike McCarthy

Welcome to the 2011/12 season of the Photographic Guild of Nova Scotia!

What a summer! Buskers, Pride Day, rain almost every other day. So many things to photograph and so little time. I hope you managed to put a good dent into the life expectancy of your camera shutter this summer. I know I did!

With a new competition season comes several new change and rules. As you will see, PGNS will no longer accept slides for competition in regular competitions or essays. Don't worry though, there will still be at least one special slide competition and you can always scan your slides for most other categories. With digital images now accounting for over 96% of all entries it was becoming increasingly difficult to main-

tain the equipment and to deal with the logistics. Sorry to see them go and it is hard to believe the revolution that digital has brought to the photographic industry.

Also the PJ category has a new definition to help clarify questions and to help set the scene for a new trophy to be presented during the annual banquet in honor of the best sports action image in memory of George Ghiz. More details are included in this newsletter on page 5.

As always, we welcome any images, news bits and even articles you—our members—would like to share. Contact me at mike@mccarthyphotographic.com for details on how to submit to the Bluenose Focus.



2011-12 Guild Themes

At A Glance

December • 1st Guild Assignment

"This Old House"

(Must have been photographed after May 1st, 2011)

January • 2nd Guild Assignment

"Reflections"

(Must have been photographed after September 1st, 2011)

February • R.K. Mann

"A dish fit for the gods"

February • Mayor of Halifax

"Street Scenes"

President's Message



By Laszlo Podor

We had another wonderful summer - a little too rainy for some, perfect for others. I guess it depends on what your idea is about summer. I trust you had many excellent opportunities to use your camera and capture the perfect moments.

Our Program Chair, Fred Greene has produced a very promising program for this coming season. There will be great field trips, seminars and workshops during the year. You can view or download the program on our web site (www.photoguild.ns.ca) or pick up one of the printed copies.

Based on the previous years' experience, we have purchased an Xrite I1 Photo Pro calibration device and we'll be able to calibrate our projector and laptop on a regular basis. You will get the best results if you acquire a calibration device for your monitor. We will have a seminar and a workshop scheduled for learning more about calibration and how it helps us in producing the right colours in our photography.

We are not yet moving to the 1080p format as the CAPA and PSA will not change the maximum image sizes this year and staying with the 1024x768 image size. We will be ready to purchase a new 1080p projector if the Canadian and American associations will upgrade their accepted image sizes.

There will be a change in our competitions this year. As CAPA and PSA did not have slide competitions last year, and the number of slides submitted to our competitions (Guild, CAPA, PSA) have dropped substantially. Based on this, the executive has decided to limit the slides to the John Wm. Webb Special Slide Competition night.

This means that we can submit only digital images to

all the four Guild competitions, the Silent Essay and the Sight & Sound Essay competitions. Naturally, you can scan in your slides and compete with them digitally in all categories, except in the EID category.

Whether you are an experienced or a newly joined member, I would like to ask you to participate with your images in our competitions. We all aim for creating great photographs that will amaze the viewers. Nothing helps better than seeing the projected images and learning how they measure up. As a new member a few years ago I learned a lot from the competitions by seeing our fellow members' images and knowing how theirs and mine scored. We do not have to comply and make images we do not like but score well. But we can make improvements in our style that will amaze our judges. Over the years I have learned a lot from everyone at the club. I only hope this shows in my imagery as well.

Our club would not work without volunteers. I would like to ask you to help us making the club one of the best. This would not only help our team but it gets you involved and result a more enjoyable Guild experience for yourself.

As you can see from our program, you'll have plenty of opportunities to use your camera on many of our field trips or workshops. So if you were busy at work this last summer, grab your camera and join us to shoot together and share our experience.

I trust we will see you on our opening night on 7th September - and at most of our meetings this coming year.

Wishing you a fantastic photographic season,

Laszlo Podor—President



George Ghiz Sports Action Trophy



George Ghiz (1930-2009) started his interest in photography in 1956. After his retirement from Canada Post where he was employed 37 years, he pursued his passion of sports, nature and animal photography.

He was a lifelong member of the Photographic Guild of Nova Scotia where he was active in judging and participating in many competitions. He spent many weekends and week-long trips with his photography buddies in this endeavor, and was also seen on many sports fields, photographing local varsity soccer, football, hockey and basketball games throughout Halifax.

He won first and second place in photo contests sponsored by Photo Life, Popular Photography and Nikon International. He was also a recipient of the Mayor of Halifax Trophy for his picture; Town Clock Full Moon.

On a side note George probably got into sports photography as his four children (Angela, Mona, Isaac and Louie) were all excellent in different sport programs.

The George Ghiz Sports Action Trophy and a PGNS pewter medal will be presented to the maker of the best Sports Action image, selected from Photojournalism category. The 2nd place winner shall receive a Certificate of Merit.



All images © by George Ghiz. Provided by Mona Ghiz and used with permission.

Note the new definition of the Photojournalism category to more closely match the PSA definition for the 2011 Blue Book

(e) Photojournalism: The Photojournalism "GENERAL" category contains images that consist of pictures or sequences with informative content and emotional impact, including human interest, documentary, spot news AND sports action. "Sports Action" images show the peak of action and impact within that sport. The "Human Interest" subcategory contains images depicting a person or persons in an interactive, emotional, or unusual situation, excluding sports ACTION.

The journalistic value of the photograph shall be considered over the pictorial quality. In the interest of credibility, photographic manipulations that misrepresent the truth or situations that are set up for the purpose of photography are unacceptable in photojournalism competition. All images used in Photojournalism competitions must be considered "Digital Realism".

CAPA Report



By Joyce Chew

Hello all,

I hope you all got out to enjoy the summer and shoot. Three of our members attended the Canadian Camera Conference (CCC2011) held in London, Ontario. It was an amazing opportunity to meet other photographers across Canada and learn from photographers all over North America. There were hands-on labs and inspirational talks. If you have the chance to attend a CCC, I encourage you to take advantage of the opportunity. You could make new photo friends and gain insight of new places to visit and photograph!

Congratulations to those club members that participated in the 4 Nations Cup. This year Canada hosted the event and we beat out New Zealand, South Africa and Australia to take the Cup. If time permits during the season, we will be showing the amazing images that were submitted from all 4 nations.

Photographer	Title	Score
Joyce Chew	Womens Longtrack Trio	12
Keith Vaughan	Parade of Sail	11
Marian Boyer	Young Kit Fox	11
Nanciellen_Davis	Two_Burchell_Zebras	11
Viki Gaul	Oliver	10

Over the summer, CAPA has clarified its competition rules and category definitions.

In order to encourage new images, CAPA requires that the image have been captured within 24 months of the CAPA competition closing date. IE. For the Fall 2011 competition, images should have been shot after Oct 29, 2009.

There are two divisions (Digital and Print). The Digital Division consists of Open, Altered Reality,

Theme and Nature categories.

CAPA's definition for the OPEN category also applies to the Print and Theme categories. This year's CAPA Digital Interclub Theme is "Architectural Interiors". In the OPEN category composites are not allowed. The photographer can make enhancements in the camera (zooms, pans, multiple exposures, blurs, cropping) as well as modifications and enhancements using digital imaging software (HDR, focus-stacking, selective layering – using photographs of the same scene) to improve the overall presentation of the original captured image e.g., improved contrast/tonality, enhanced colour. Non-photographic components such as text, lightning or computer-simulated imagery (which were not part of the original photograph) are not acceptable.

HDR techniques are acceptable in the Nature category as long as the result is what the eye naturally sees.

All the gloves are off for the Altered Reality category. You may manipulate your own photographs using post-processing software to create surreal images -- abstract, impressionistic and experimental effects using montages, collages, composites, or any other techniques. There is no limit to what you can do.

Please keep close track of your entries. An image that has been accepted to go away to a CAPA interclub competition may not be entered in another CAPA competition concurrently or in another competition year. For example, an image that has gone away to represent the club in Nature cannot be entered in the Print Division and vice versa. Unless given, entry of images in CAPA competitions held at the club implies permission



for CAPA to publish a low resolution version of their image on the website, in the national magazine and other CAPA promotions.


More information on CAPA can be found on its website (capacanada.ca), including the benefits of individual membership. Individual members receive a 20% discount when purchasing Photomatix which is used to create HDR images.

There are also discounts for popular software like TOPAZ Labs, Proshow Gold and Producer and BLURB publishing as

well as the opportunity to join digital imaging and print circuits for critiques. Another benefit is the Annual Digital Competition for Individual and Family members. September 30, 2011 is the deadline to enter the Annual Digital Competition. There are two themes for 2011, you may choose from "Shadowplay or Silhouette". More information on conditions of entry and great prizes from the sponsors like ADOBE, Lowepro and Sony can be found at <http://www.digitalcapacanada.ca/>

If you have any questions about joining CAPA please do not hesitate to email me.

Looking forward to seeing your images!



Photos provided by Joyce Chew and Wayne Garland

CAPA Award



Joyce Chew, MCAPA, ACAPA

Our very own Joyce Chew was honored at the recent Canadian Camera Conference.

Joyce has been awarded both the Maple Leaf (MCAPA) and

Associateship (ACAPA) designations for her hard work and dedication in recognition of a high standard of both photographic achievement and services to CAPA / ACAP.

Requirements for Maple Leaf (MCAPA) include membership in CAPA / ACAP for at least 3 years and meeting at least 3 of the following 5 requirements: 1) Acceptances or HMs in at least 3 CAPA / ACAP trophy competitions; 2) Achieved 10 acceptances in CAPA / ACAP and or international exhibitions / competitions; 3) Served for a minimum of 1 year as a member of the executive of a CAPA / ACAP camera club; 4) Presented a program of his / her own to a camera club; 5) Any other achievement or service equivalent to the above, subject to the approval of the chair of the Honours Committee.

Requirements for ACAPA include membership in CAPA / ACAP for at least 5 years and must have achieved of the following achievements: 1) Served on the executive of a camera club affiliated with CAPA / ACAP for a period of 1 year in a senior capacity (eg: President, Program Chairperson or Newsletter Editor); 2) Served on a CAPA / ACAP Committee for a period of 2 years, or acted as a chairperson of the club committee hosting two or more rounds of any CAPA / ACAP competitions; 3) Achieved at least 20 additional acceptances in CAPA / ACAP and or Interna-

tional exhibitions / competitions; 4) Had an article or portfolio published in any recognized national photographic journal or equivalent publication; 5) Participated in at least 3 CAPA / ACAP trophy competitions for individuals or 6 CAPA / ACAP club competitions or some combination in the ratio of 1 individual to 2 club competitions and have received at least 3 HM awards; 6) Presented at least 3 different full programs to Camera Clubs or other groups acceptable to the Honours Committee, or had at least one public exhibition of a minimum of 10 prints; 7) Given a full program instructional workshop to Camera Clubs, or other groups acceptable to the Honours Committee, on at least 3 occasions; 8) Served as a judge for a Camera Club Competition (CAPA / ACAP affiliated) or other group acceptable to the Honours Committee, on at least 5 different occasions; 9) Any other photographic service or achievement from other countries and / or other photographic organizations that are similar to # 1 to # 8 above subject to the approval of the Honours Committee.

Congratulations!!!



Jacques Mailloux, CAPA President; Bill Lloyd, CCC Director; Joyce Chew, MCAPA, ACAPA



Creating High Quality Video with Lightroom 3

by Mike McCarthy

Beginning for the 2011 Guild Competition season, all entries into the Silent Essay and Sight & Sound Essay competitions will be required to be submitted as high quality video files, rather than ProShow Gold executable files.

There are several reasons for this, not the least of which are portability of the shows and streamlining of the presentation process.

After much discussion within the Guild Executive HD MP4 files have been adopted as the acceptable standard for competition. Please refer to the May 2011 issue of the Bluenose Focus for basic instructions on creating video with Proshow Gold.

It is very important to keep your “Codec” software up to date. Since most Codec Packs are system software outside of the core operating software, they are not usually included in the automatic update process and need to be manually updated periodically. I usually think to look for updates only when I start not being able to view current videos on my computer.

There are many sites where you can download up to date codec packs. My personal favorite—and that’s only because; 1) it’s free, and 2> It was the first one I used and have been using it for 10+ years.

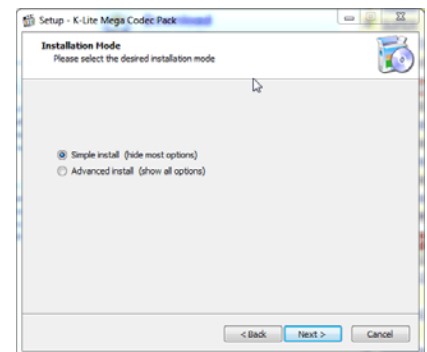
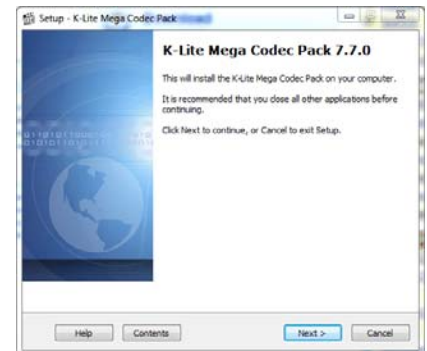
You can find the K-Lite Codec Pack at popular download sites such as tu cows.com and download.com. However, I tend to use afterdawn.com as that particular site is dedicated to

video and audio software and technical issues. As of this writing, the latest full version K-Lite Codec pack is v7.7.0 and can be downloaded at http://www.afterdawn.com/software/audio_video/codecs/k-lite_mega_codec_pack.cfm

Avoid what are called “Beta” versions and stick with the full versions for best compatibility and fewer issues playing videos.

Once you’ve downloaded the Codec Pack, double click the icon to start installation.

From the initial screen, click “Next >” and then select “Simple Install” from the choices shown. You can choose the “Advanced Install” option if you prefer, but be careful which options you enable and disable as you may need to re-install if you turn off something important.



Another one of the reasons I like K-Lite is that it includes a small and very fast player called *Media Player Classic*.

(Continued on page 20)

2010-11 Awards Banquet

Mayor of HRM Trophy

Presented by Mayor Peter Kelly

2010 Theme—Historic

Citadel Reflected in Modern, Jen Fried

2011 Theme—Canada Games

Speed Skate Pursuit, B.C., Keith Vaughan

Camera Shop Trophy

Best Image in the Nature Category

Presented by Keith Vaughan

2nd Place Certificate

Bee with Tongue Extended, George Mitchell

Trophy and Bronze Medal

Beetle on Calopogan, Viki Gaul

Doris & Laurie Hancock Trophy

Best Image in the Print Category

Presented by Keith Vaughan

2nd Place Certificate

Lynx, Jen Fried

Trophy and Bronze Medal

First Love, Mike McCarthy

Robert Thorpe Memorial Trophy

Best Botanical Image in the Nature Category

Presented by Marg Nolen

Trophy and Pewter Medal

Honey Dew, Mervyn Kumar-Misir

Mary Primrose Memorial Trophy

Best Wildflower Image in the Nature Category

Presented by Ken Renton

Trophy and Pewter Medal

Painted Trillium, Jen Fried

Reid Sweet Trophy

Best Image in the Pictorial Category

Presented by Nanciellen Davis

2nd Place Certificate

Fox Looking Back, Marian Boyer

Trophy and Bronze Medal

Flight, Mervyn Kumar-Misir

Abbots Trophy

Best Image in the Creative Category

Presented by Colin Campbell

2nd Place Certificate

Fallen Angel 2, Mike McCarthy

Trophy and Bronze Medal

Red Fox, Laszlo Podor

Frederick Joyce Trophy

Best Image in the Portrait Category

Presented by Etta Parker

2nd Place Certificate

Kaitlin Smile, Mike McCarthy

Trophy and Bronze Medal

Elgin, Laszlo Podor

Peter Herschorn Trophy

Best Seascape / Landscape image in the Pictorial Category

Presented by Mike McCarthy

Trophy and Pewter Medal

Grand Canyon Sunset 2, Colin Campbell

Trophies and Awards

Carsand Mosher Trophy

Highest Cumulative Points in the Print Category

Presented by Bernadette Kennedy

2nd Place Certificate

Keith Vaughan

Trophy and Silver Medal

Jen Fried

Gilbert van Rickervorsel Trophy

Highest Cumulative Points in the Creative Category

Presented by Jen Fried

2nd Place Certificate

Ken Renton

Trophy and Silver Medal

Mike McCarthy

John Wm. Webb Trophy

Highest Cumulative Points in the Slide Category

Presented by John Wm. Webb

2nd Place Certificate

Hubert Boudreau

Trophy and Pewter Medal

Joyce Chew

Betty Orchard Memorial Trophy

Highest Cumulative Points in the Portrait Category

Presented by Marian Boyer

2nd Place Certificate

Marg Nolen

Trophy and Bronze Medal

Mike McCarthy

Tim Randall Trophy

Highest Cumulative Points in the Pictorial Category

Presented by Carolyn Renton

2nd Place Certificate

Marian Boyer

Trophy and Silver Medal

Colin Campbell

Michael Walsh Trophy

Best Images in the Photo Travel Category

Presented by Laszlo Podor

2nd Place Certificate

Bakhtipur Street Sweeper, Tanya Elson

Trophy and Bronze Medal

The Watcher, Clive Elson

Cyril Smith Trophy

Highest Cumulative Points in the Nature Category

Presented by Viki Gaul

2nd Place Certificate

Jen Fried

Trophy and Silver Medal

Marian Boyer

Barb & Paul Bingham Trophy

Highest Cumulative Points in the Photo Travel Category

Presented by Nancy Johnson

2nd Place Certificate

Laszlo Podor

Trophy and Silver Medal

Nanciellen Davis

2010-11 Awards

Print Image Category

1st Place—First Love, Mike McCarthy



2nd Place—Lynx Jen Fried



Nature Image Category



1st Place—Beetle on Calopogan,
Viki Gaul



2nd Place—Bee with Tongue
Extended, George Mitchell

Pictorial Image Category



1st Place—Flight,
Mervyn Kumar-Misir

2nd Place—Fox Looking Back,
Marian Boyer



Best Botanical Image In Nature



1st Place—Honey Dew,
Mervyn Kumar-Misir

Nova Scotia Bird Society



1st Place—Common Redpoll,
Tuma Young

Best Seascape/Landscape in Pictorial

1st Place—Grand Canyon Sunset 2, Colin Campbell



Best Wildflower Image In Nature

1st Place—Painted
Trillium, Jen Fried



Top Images

Creative Image Category



1st Place—Red Fox,
Laszlo Podor


2nd Place—Fallen Angel 2,
Mike McCarthy



Photo Travel Image Category



2nd Place—Bakhtipur
Street Sweeper,
Tanya Elson



1st Place—The Watcher,
Clive Elson

Portrait Image Category



1st Place—Elgin, Laszlo Podor



2nd Place—Kaitlin Smile,
Mike McCarthy

Photojournalism Image Category



2nd Place—Gold Medal
High Jumper,
Keith Vaughan



1st Place—Pride Day,
Mike McCarthy

Humour Image Category



2nd Place—Oh, WOW!,
Marian Boyer



1st Place—The Judge,
Mervyn Kumar-Misir

2010-11 Awards Banquet



Wednesday, June 1st, 2011

***Honour
Mayor Peter Kelly, HRM · Rob & Lorra
Terry Boswell, Nova Scotia Bird Society
Cristi Frittaion, Nova Scotia***



Presentations and Awards



2011 — Ashburn Golf Club



Special Guests:
*Barbara Fensome, Atlantic Geoscience Society
Bernadette Kennedy, Carsand Mosher
Catherine Scotia Nature Trust*



2010-11 Top Images

Robert K. Mann Trophy

2nd Place—Ski Jumper 31 Red,
Keith Vaughan



Shubenacadie Wildlife Park Selections




Male Coyote,
Jen Fried



1st Place—K2 Men
200m 'A' Final,
Keith Vaughan

Owl,
Joseph Szostak



Atlantic Geoscience Society Trophy



1st Place—Hot Lava—Kilauea,
Laszlo Podor

Reta Cook Trophy (NSNT)



1st Place—Beachcomber,
Marian Boyer



Red Fox, Mike McCarthy

Last Billion Years Trophy



1st Place—Blue Rock,
Teunis Obdam

See you at the Wine & Cheese Social

September 7th @ 7:30

Nova Scotia Natural History Museum

Bring up to 10 images showing

“What you did last summer”

2010-11 Awards Banquet

Atlantic Photo Trophy

Best Image in the Photojournalism Category

Presented by Tuma Young

2nd Place Certificate

Gold Medal High Jumper, Keith Vaughan

Trophy and Bronze Medal

Pride Day, Mike McCarthy

Markus Stasiulis Trophy

Highest Points in the Silent Essay Competition

Presented by George Mitchell

2nd Place Certificate

The Transformation, Laszlo Podor

Birds of Nova Scotia, Cliff Sanderson

Speed, Mike McCarthy

Trophy and Silver Medal

Rust on Route 66, Colin Campbell

Sam Yanofsky Trophy

Best Image in the Humour Category

Presented by Eugene Mio

2nd Place Certificate

Oh, WOW!, Marian Boyer

Trophy and Bronze Medal

The Judge, Mervyn Kumar-Misir

Fred Greene Trophy

Highest Points in the Sight and Sound Essay Competition

Presented by Fred Greene

2nd Place Certificate

Random Abstractions, Jen Fried

Trophy and Silver Medal

Qinghai-Tibet Plateau, Yau-Son Tong

Robert K. Mann Trophy

Highest Points in the R.K. Mann Themed Competition

"Action is Eloquence"

Presented by Nick Honig

2nd Place Certificate

K2 Men 200m 'A' Final, Keith Vaughan

Trophy and Bronze Medal

Ski Jumper 31 Red, Keith Vaughan

Gordon R. Lay Trophy

Highest Cumulative Points for the Guild in External CAPA and PSA Competitions

Presented by Joseph Szostak

2nd Place Certificate

Jen Fried

Trophy and Silver Medal

Marian Boyer

Betty & Ken Fraser Trophy

Highest Cumulative Points in the Humour Category

Presented by Mona Ghiz

2nd Place Certificate

Mervyn Kumar-Misir

Trophy and Bronze Medal

Esther Theriault

Nova Scotia Bird Society Trophy

Presented by Terry Boswell

Trophy and Bronze Medal

Common Redpoll, Tuma Young

2010-11 Awards Banquet

Keith Vaughan Trophy

Highest Cumulative Points in the Photojournalism Category

Presented by Tanya Elson

2nd Place Certificate

Mike McCarthy

Trophy and Silver Medal

Keith Vaughan

Mervyn Kumar-Misir Trophy

Highest Cumulative Points in CAPA Theme/Guild Assignments

Presented by Mervyn Kumar-Misir

2nd Place Certificate

Laszlo Podor

Trophy and Bronze Medal

Mike McCarthy

CAPA Award

Highest Cumulative Points in CAPA Digital and Print Competitions

Presented by Joyce Chew

2nd Place Certificate

Jen Fried

CAPA Medal of Excellence and Pewter Medal

Marian Boyer

Atlantic Geoscience Trophy

Presented by Rob Fensome

Trophy and Bronze Medal

Hot Lava—Kilauae, Laszlo Podor

Last Billion Years Trophy

Presented by Rob Fensome

Trophy and Pewter Medal

Blue Rock, Teunis Obdam

Reta Cook Trophy

Best Image in the annual Nova Scotia Nature Trust Competition

Presented by Cristi Frittaion

Trophy and Bronze Medal

Beach Comber, Marian Boyer

Schooner Cove Trophy

Highest Cumulative Points for "Guild Only" Competitions

Presented by Dean Hirtle

2nd Place Certificate

Laszlo Podor

Trophy and Pewter Medal

Jen Fried

Shubenacadie Wildlife Park

Red Fox 1, Mike McCarthy

Coyote Male, Jen Fried

Owl, Joseph Szostak

Past President Pin

Presented to Dean Hirtle

By Laszlo Podor

Gerald Shea Memorial Trophy (Novice Photograph of the Year)

Highest Points for Competition and a member for 2 years or less

Presented by Dean Hirtle

2nd Place Certificate

Tuma Young

Trophy and Silver Medal

Mona Ghiz

Trophies and Awards



Distinction Award Certificates

Cumulative Points collected in Guild Competition

Presented by President Dean Hirtle

Novice (100 Points)

Paul Boyer, Nick Honig, Charles Plant

Bronze (200 Points)

George Mitchell, Joseph Szostak, Esther Theriault

Silver (300 Points)

Clive Elson, Tanya Elson, John Wm. Webb

Gold (500 Points) - Pictured Above

Keith Vaughan, Marian Boyer, Mike McCarthy

Platinum (750 Points)

Jen Fried



Cameraland Trohy Photographer of the Year

Top Cumulative Points collected in Guild Competition

Presented by President Dean Hirtle

5th Place—PGNS Award Certificate

Laszlo Podor

4th Place Pewter Medal

Mike McCarthy

3rd Place Bronze Medal

Colin Campbell

2nd Place Silver Medal

Marian Boyer

Cameraland—Wambolt-Waterfield

Trophy and Gold Medal

Jen Fried



Guild Volunteer Of the Year

Presented by Dean Hirtle

To

Peter Steeper





Creating High Quality Video with Adobe Lightroom 3

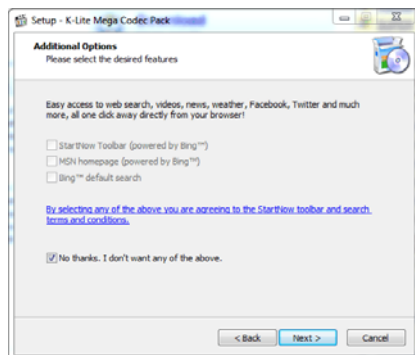
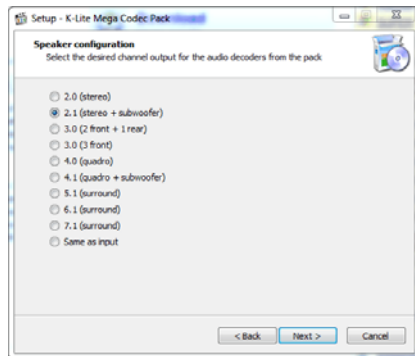
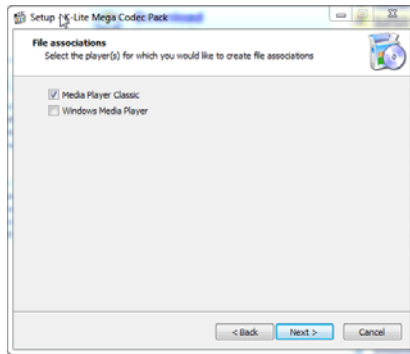
(Continued from page 9)

You may remember Media Player from Windows 95. This version is fully updated and only consumes a tiny memory footprint to provide fast start-up and responsive playback as opposed to the Media Player 9+ that are presently included with Windows.

If asked, select the configuration of your speakers that most closely matches for the best playback sound quality.

Finally, make sure you uncheck the built-in search bars and “extras” when given the opportunity. This is new in this version of K-Lite and I am personally not a fan of any software that installs toolbars and such that I do not specifically want.

That’s it. You’re done installing the codecs. On the final screen, leave everything unchecked and click “Finish.”



There are no other settings or options you will need to worry about as far as the actual codec files go.

Each piece of software that generates or “encodes” video will know how to find the codec files and will allow you to tweak the settings when setting up your video.

The “standard” file specifications for Guild Competition will be:

- 1024x768 pixel dimensions (720p HD will also be suitable)
- H264 Encoding (Current Version)
- MP4 file type (MPEG-2/4 Format)
- 29.97 or 24 frames per second (depends on the codec)
- 4:3 Aspect Ratio
- High Quality Encoding (If shown as an option)

Last time we looked at creating a slideshow video with Proshow Gold, this time, we will look at using Adobe Lightroom 3.

Lightroom v3.0 was the first version that supported saving your slideshow as a video and it is still relatively basic and does not offer a lot of

(Continued on page 21)

Creating High Quality Video with Lightroom 3

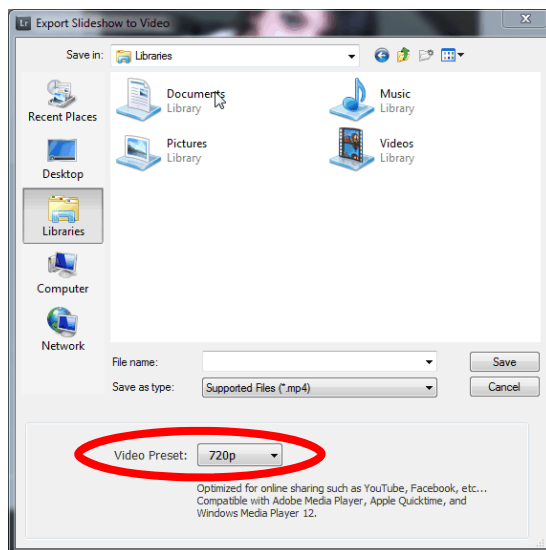


(Continued from page 20)

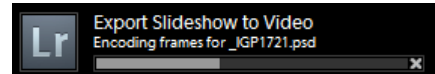
options yet. SO, once you've laid out your slideshow and added music and titles, you simply click the "Export Video..." button.



This brings up the "Save As..." dialog box shown here. You can see there is a "Preset" drop down list that has a limited selection of video size presets. 720p is the only preset that meets the Guild submission standard, so make sure that one is selected.



Select a location, type a filename and click "Save." This will take some time, possibly a few hours, so be patient. ;)



Once complete, you can burn the resulting video file to a CD or memory stick and forward it along to the digital coordinator for viewing.

Simple, right?

Since I'm a PC guy, I do not have access to Apple's iMovie or Aperture but if you are a Mac person or a PC person with other software that you prefer for creating video and would like to provide a tutorial on how to create submission video from the software, please contact me at mike@mccarthyphotographic.com so we can discuss it. I'd love to have the material and the submissions will be included on the web site as easily available tutorials for members.

Questions? Let me know by e-mail as well. I'll do my best to answer them, both privately and if beneficial to the members, here and on the web site as well.



Submit your photos for future Bluenose Focus newsletters by emailing a high resolution JPG to mike@mccarthyphotographic.com



Judging Chairman's Report

By Fred Greene

The Photographic Guild 'season' 2010-2011 was a very active one for the Judging Chairman.

I have attempted to provide the very best possible judges for each competition, balancing the best judges available at any given time in order to maintain the highest possible standard for each and every competition.

40 Guild judges, 4 first time Guild judges and 13 judges from outside the Guild were selected for the various Guild competitions. These include the Internal Guild Competitions, Silent Slide Essay, Sight and Sound Essay, You Be the Judge, Nova Scotia Bird Society, Atlantic Geoscience, City of Halifax Theme, CAPA and PSA Interclub, Nova Scotia Nature Trust, Shubenacadie Wildlife Park Print Exhibition Project Selection, the Annual Trophy Competition and the National judging of CAPA's Interclub Digital Theme and CAPA's Interclub Digital

Nature Competition.

It is the Guild's competition evenings that continue to draw the largest turnout. I firmly believe this is attributed to the Guild's long established system of judging, and the many experienced club judges and evaluators.

In my opinion, we can look forward to the future and to future Guild competitions because of the number of junior judges who will gain confidence and continue to improve as they observe and sharpen their skills.

I would like to take this opportunity to thank both PGNS members and professional photographers who judged during the past season.

Respectfully submitted,

Fred Greene, FPSA, EPSA, EFIAP, HonFCAPA



Photographic Guild's Viewpoint Gallery Show Opening


Viewpoint Gallery, Halifax's only gallery dedicated to photographic art, helped celebrate it's 10th anniversary by inviting PGNS to showcase local talent from the Guild as well as some award winning images for the month of July. The opening was very well attended and the entire showing was very well received in the community.



Moving Your Lightroom Catalog

Part 2

By Mike McCarthy



Last time we discussed the most common way to transfer your Lightroom Catalog from one computer to another., using a portable external HDD.

One of the most common questions I get is “When I travel I use a laptop computer, how do I move the files and edits I made on my portable computer and save them on my home computer?”

The Lightroom Catalog is an amazing thing. Incredibly complex yet easy to use. Once you understand how it works.

When you import photos into LR, you are doing two things. Copy the original photos to your computer and registering a “pointer” to the file in the catalog. When LR creates this pointer, it creates several thumbnail JPG previews of your original file, loads the metadata into the catalog and records the file location among other database management and housekeeping tidbits. This is part of the reason that LR never modifies your original RAW images.

As you work in LR, the software is constantly updating the catalog with a record of your changes. These changes may be saved to something called a sidecar file (or XMP file) if you have your preferences set up to allow this. Sidecar files are turned off by default as the continuous writing and updating can slow down some systems, especially laptops and computers with networked or external drives.

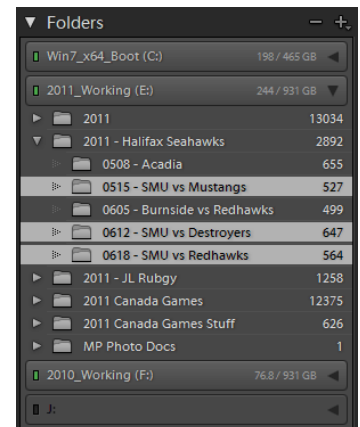
So now that you’ve imported your photos and made your edits on the road and generally had a great trip, you’ve arrived home and need to move these photos and edits to your home computer.

Again, the simplest way to do this is if you have a portable HDD. These small devices cost under \$99 for as much as 1 Terrabyte at most major retail stores as long as you don’t mind carrying a power cable with you or as little as \$99 for 500MB or so if you want a plug in USB drive with no external power supply. If you look around for sales, you can get great deals. I just picked up two 320GB Click-Free USB powered drive at WalMart for \$45 last week in the clearance bin. The quality is still good, but I don’t really care if it is a top quality drive when it is used for temporary storage between my laptop and computer.

Now to transfer your photos and edits...

Connect the portable drive to your portable computer and fire up Lightroom.

Select the folder or folders you would like to transfer within the Library Module. Here’s a bonus tip! You can select multiple folders by selecting the first and then holding the [CTRL]



(Continued on page 27)

Member's Gallery

A collection of photographs submitted by PGNS members!



Photo By Laszlo Podor

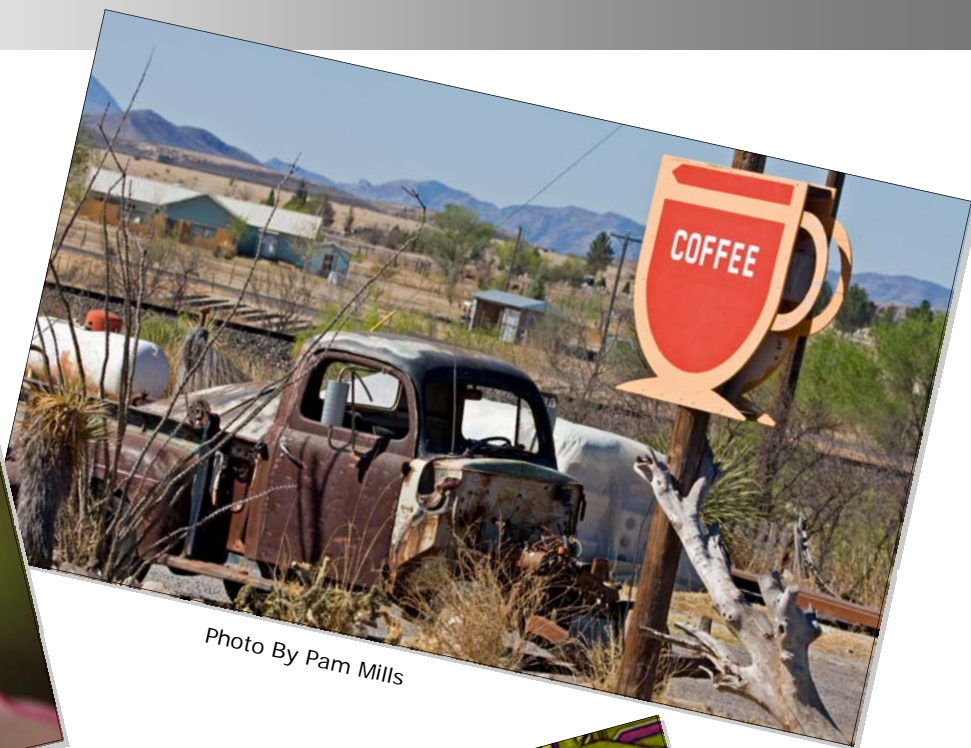


Photo By Pam Mills



Photo By Mike McCarthy



Photo By Sean Kelly



Photo By Laszlo Podor



Photo By Pam Mills




Photo By Pam Mills



Photo By Peter Steeper



Photo By Mike McCarthy



Program, Field Trip & Seminar Chairman's Report

By Fred Greene

Annual Business Meeting

May 1st., 2011

As Program Chairman for PGNS, I have endeavored to provide as full and diverse a program for Atlantic Canada's largest Photographic Club as possible. During its 63rd season the Guild held 42 events. Competition evenings continue to provide the largest audiences and so a concerted effort was made in 2010-2011 to offer a 'competition and a presentation' together, in order to encourage members to attend as many learning sessions as possible.

The 2010-2011 Program consisted of:

- Wine and Cheese Party
- 14 Competition Evenings
- 12 Field Trips
- 8 Regular Seminars
- 5 Mini Seminars
- All-day Digital Imaging For Photographers
- Annual Fall Show
- Annual Spring Show
- Christmas Party
- All-day Digital Photography Digital Workshop
- PGNS Annual Business Meeting
- Annual Trophy Banquet

At this time I would like pay a 'Special' thank you to the following list of Members whose contribution is in my opinion 'outstanding'.

The Projectionists, Mervin Kumir-Misir and Joyce Chew.

John Wm. Webb, for his valuable promotion of the various Guild activities.

Wayne Garland, and assistants, for tabulating manual scores.

Esther Theriault for organizing the Awards Presentation Banquet.

Our statistician, Laszlo Podor.

PSA Representative, Joe Szostak and CAPA Rep, Joyce Chew.

And of course, Hubert Boudreau, equipment person and club photographer.

I would also like to take this opportunity to thank each of the Guild members and friends of the Guild, for presenting programs, workshops, leading field trips, hosting evaluations, working on competition evenings, organizing and presenting the Spring and Fall Shows, and those who contributed in every imaginable way to make 'special and social events' a success throughout the year.

And last but not least, I would like to thank those responsible for supplying Guild Goodies. They are much enjoyed and they offer a time of camaraderie that is very important to the Guild.

Respectfully submitted,

Fred Greene, FPSA, EPSA, EFIAP, HonFCAPA



Submit your photos for future Bluenose Focus newsletters by emailing a high resolution JPG to mike@mccarthyphotographic.com

Moving Your Lightroom Catalog

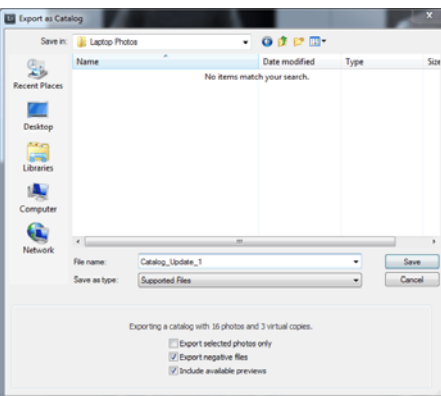
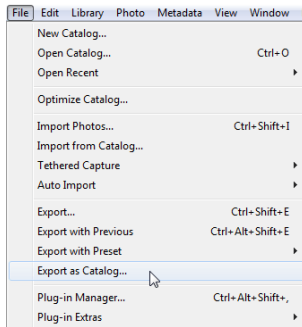
Part 2

By Mike McCarthy

(Continued from page 23)

key on your keyboard and clicking additional folders. Once they are selected, open the File menu and click “Export as Catalog...”

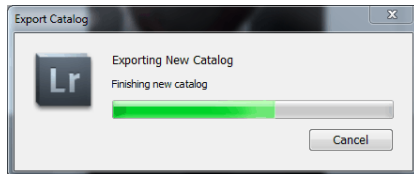
You will then see the Export as Catalog dialog box. Select a location on the portable HDD and give the new catalog a meaningful name so you will remember it. Also, make sure “Export Negative Files” and “Include



available previews” are both checked. This will make a copy of the original RAW files and save a lot of time generating previews that

already exist on the laptop. Then click “Save.”

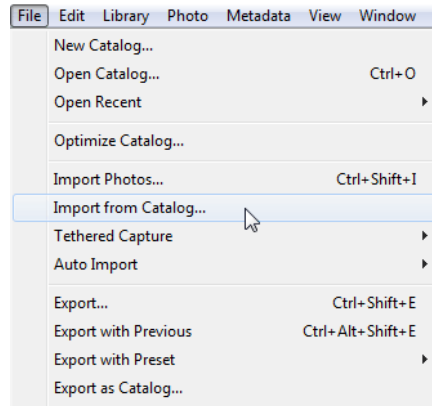
Be patient, this process may take some time depending on the number of photos that exist in the selected folders.



Once LR has created the new catalog and made a copy of all your new photos, it's time to disconnect the portable HDD and move to your home computer. Reconnect the portable HDD and wait for it to show up in the file ex-

plorer before you try to locate the drive using LR.

Fire up Lightroom on the desktop computer and open the File menu.



This time, select “Import from Catalog...”

This option will read from your newly created catalog and add the contents into the current cata-


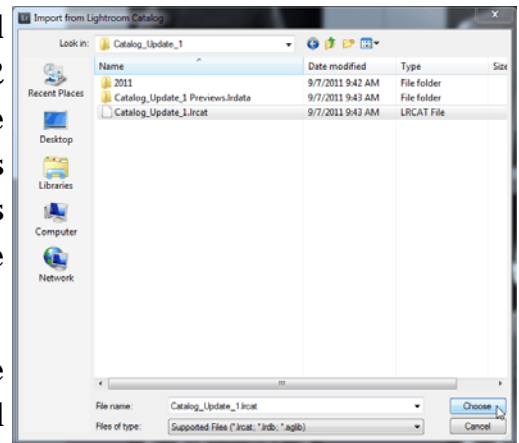
log on your desktop computer.

Select the folder and LRCAT file on the portable HDD and click “Choose.”

Sit back and wait for LR to complete the process and that's all she wrote.

The same process will work in re-

verse if you want to take part of your catalog with you to work on the road as well. You simply don't need to include the Negative files when you return home again.





Outhouse by Sean Kelly